

Redwater INDEPENDENT SCHOOL DISTRICT

BOND



2026

2017 BOND PROJECTS

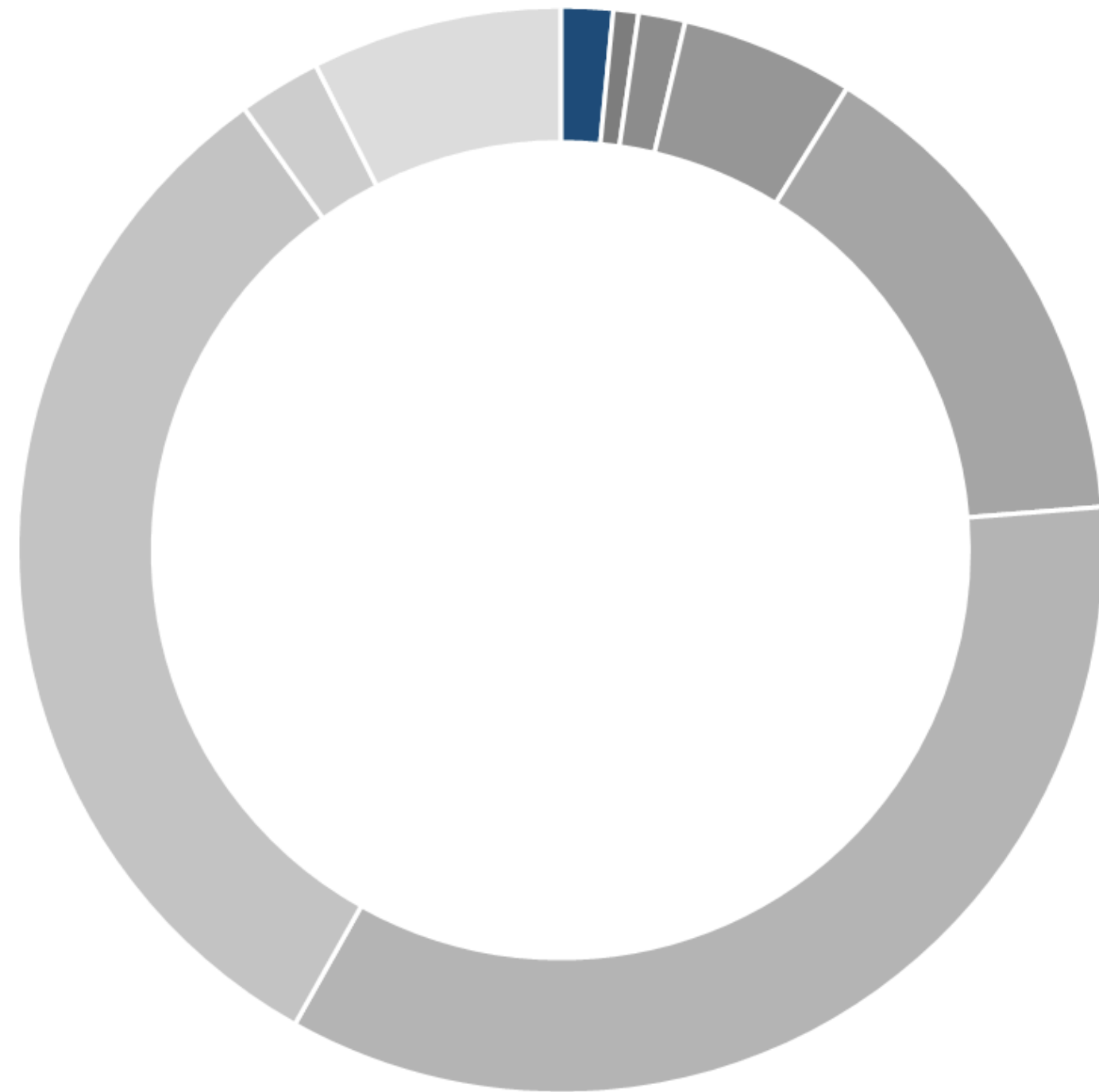


- High School Addition – 11 Classrooms and Front Offices, High School Cafeteria, HS Art Classroom and Storage, Dragon TV Studio Update, Nurse’s Office, Police Office
- High School Parking Lot
- Band Hall Storage Addition
- Junior High Pick-up/Drop-off Area and Canopies
- RES and Cafetorium Parking Lot Drainage
- RIS Front Entries, Canopies, and Parking Lot

2017 Bond: \$8 million Interest Income: \$323,509.59

TOTAL: \$8,323,509.59

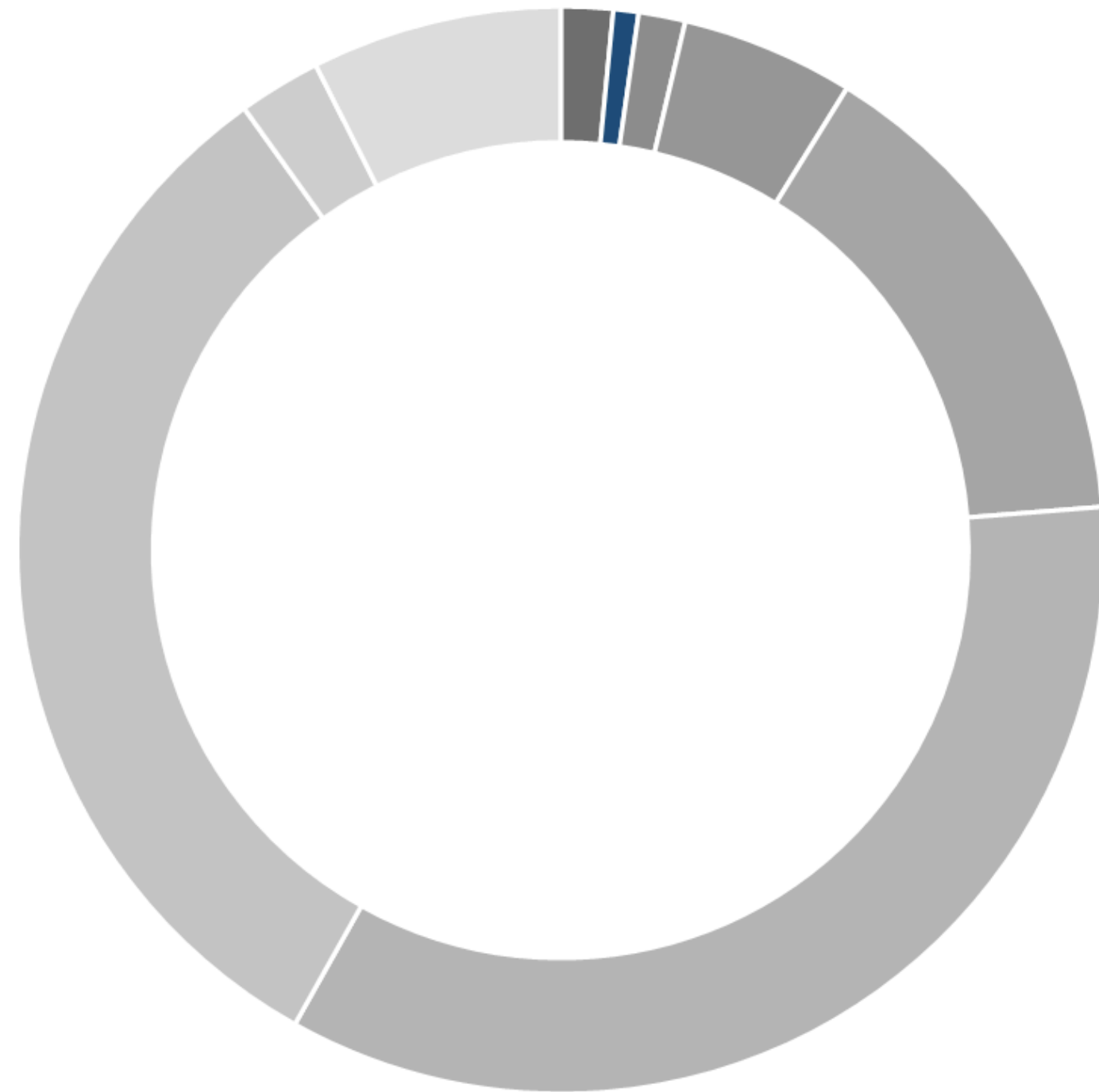
COMPLETED PROJECTS OUTSIDE OF BOND DOLLARS (2017-18)



2017-2018	Totals
New High School Gym Floor	138,947.65

■ 2017-18
 ■ 2018-19
 ■ 2019-20
 ■ 2020-21
 ■ 2021-22
 ■ 2022-23
 ■ 2023-24
 ■ 2024-25
 ■ 2025-26

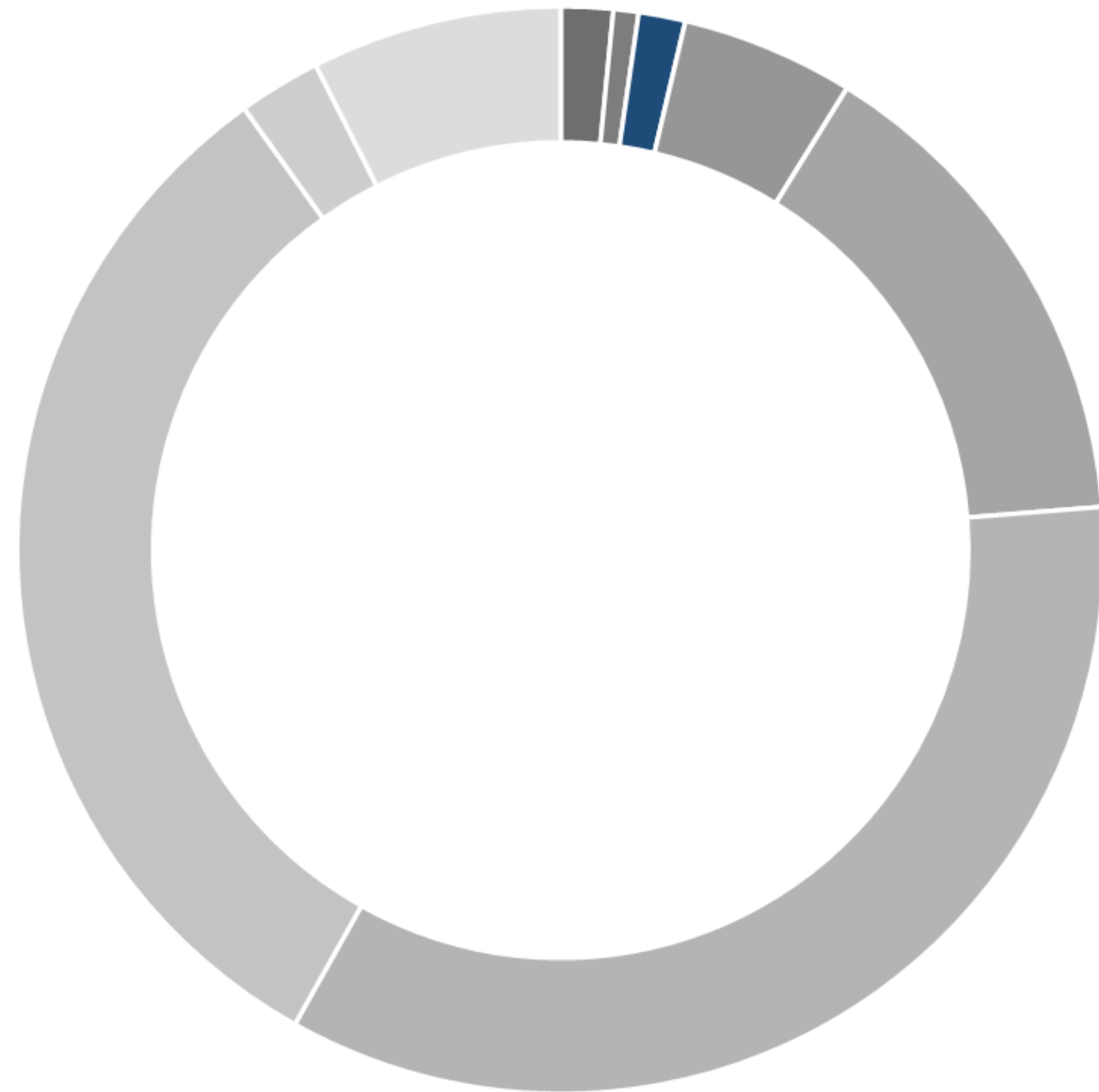
COMPLETED PROJECTS OUTSIDE OF BOND DOLLARS (2018-19)



2018-2019	Totals
Intermediate Intercom System	47,850.00
Athletic Washers & Dryers	19,695.00
	67,545.00

■ 2017-18
 ■ 2018-19
 ■ 2019-20
 ■ 2020-21
 ■ 2021-22
 ■ 2022-23
 ■ 2023-24
 ■ 2024-25
 ■ 2025-26

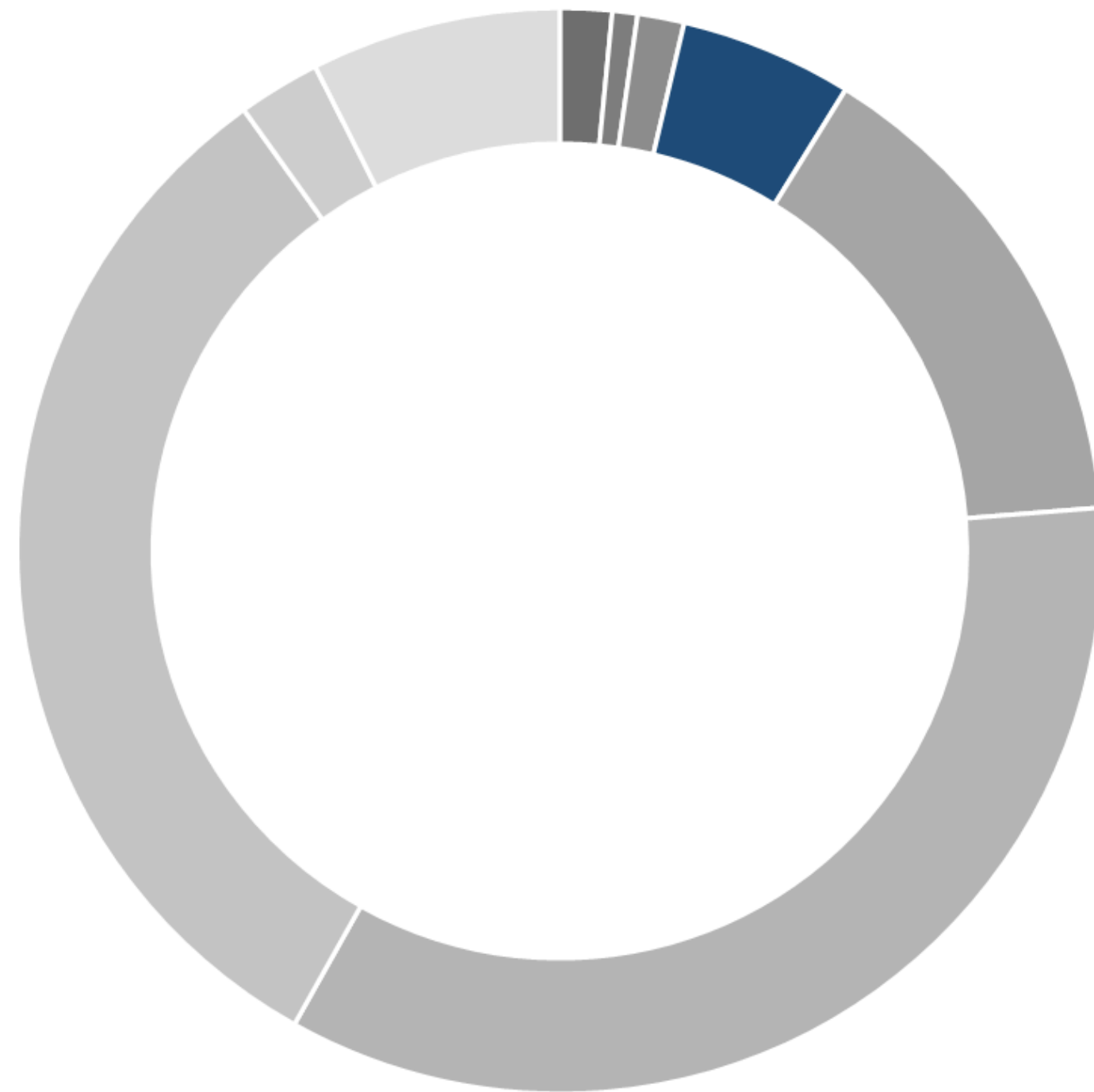
COMPLETED PROJECTS OUTSIDE OF BOND DOLLARS (2019-20)



2019-2020	Totals
Ag Roof Repairs	75,310.00
2019 Ford Transit	26,970.50
Pole Vault Pit	17,699.42
Worldlawn Diamondback XE	5,083.96
	125,063.88

■ 2017-18
 ■ 2018-19
 ■ 2019-20
 ■ 2020-21
 ■ 2021-22
 ■ 2022-23
 ■ 2023-24
 ■ 2024-25
 ■ 2025-26

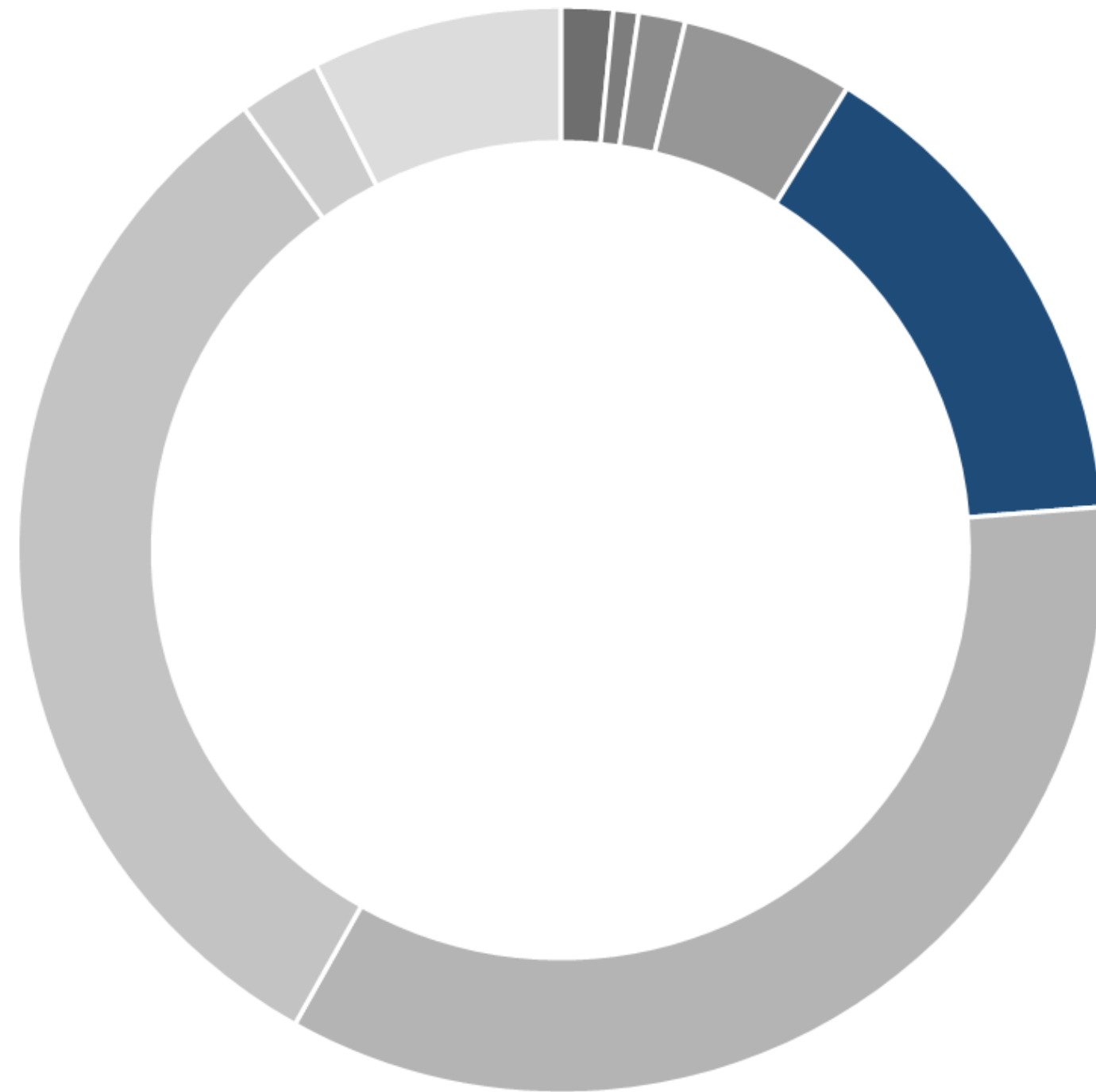
COMPLETED PROJECTS OUTSIDE OF BOND DOLLARS (2020-21)



■ 2017-18 ■ 2018-19 ■ 2019-20 ■ 2020-21 ■ 2021-22 ■ 2022-23 ■ 2023-24 ■ 2024-25 ■ 2025-26

2020-2021	Totals
Convert Pavilion at Intermediate to Athletic Workout Room	28,648.00
Weight Room Equipment	42,121.00
Visitor Bleachers	150,080.00
High School Gym Roof	112,800.00
Band Instruments	33,599.00
Band Trailer	15,000.00
HVAC System	7,750.00
Mower	9,349.99
High School Cameras	21,650.00
High School Security Server	3,350.00
High School Access Controls	39,113.00
	463,460.99

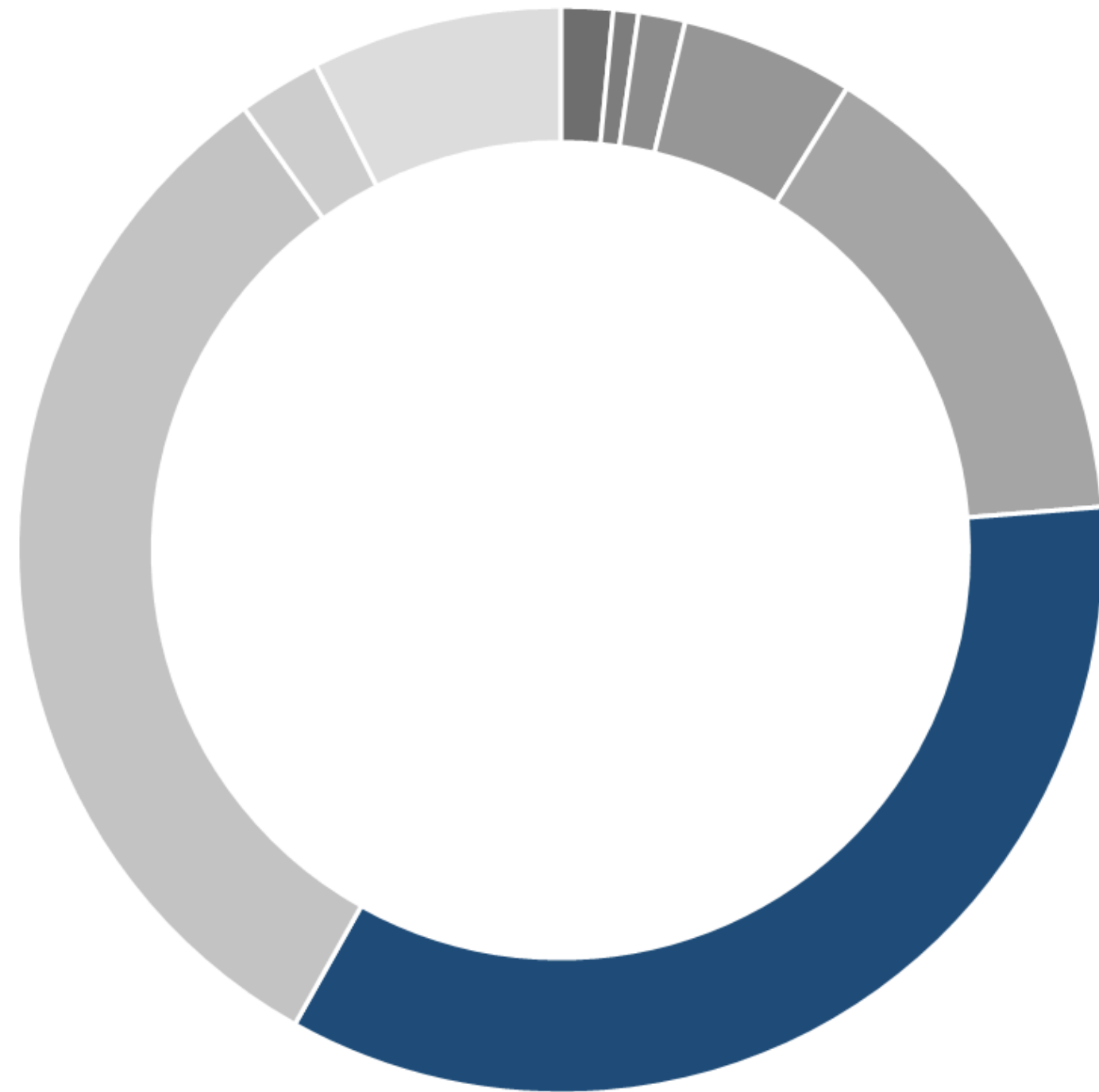
COMPLETED PROJECTS OUTSIDE OF BOND DOLLARS (2021-22)



■ 2017-18 ■ 2018-19 ■ 2019-20 ■ 2020-21 ■ 2021-22 ■ 2022-23 ■ 2023-24 ■ 2024-25 ■ 2025-26

2021-2022	Totals
Kindergarten Roof	170,000.00
High School Parking Lot	280,308.00
HVAC	57,452.10
Elementary Renovation	453,669.44
2022 Ford F-350 Ag Truck	49,270.60
2014 Ford Starcraft	62,900.00
Yamaha Marimba	5,700.00
Plasma Cutter with Table (CTE)	31,465.00
2022 New Holland Tractor	49,963.21
2021 Ford Expedition	45,770.75
Elementary Stage Curtains (Theatre)	40,975.00
Elementary Intercom	35,901.00
Administration Access Controls	9,948.00
Intermediate Access Controls	32,960.00
2022 Kawasaki Motor Vehicle	15,000.00
	1,341,283.10

COMPLETED PROJECTS OUTSIDE OF BOND DOLLARS (2022-23)

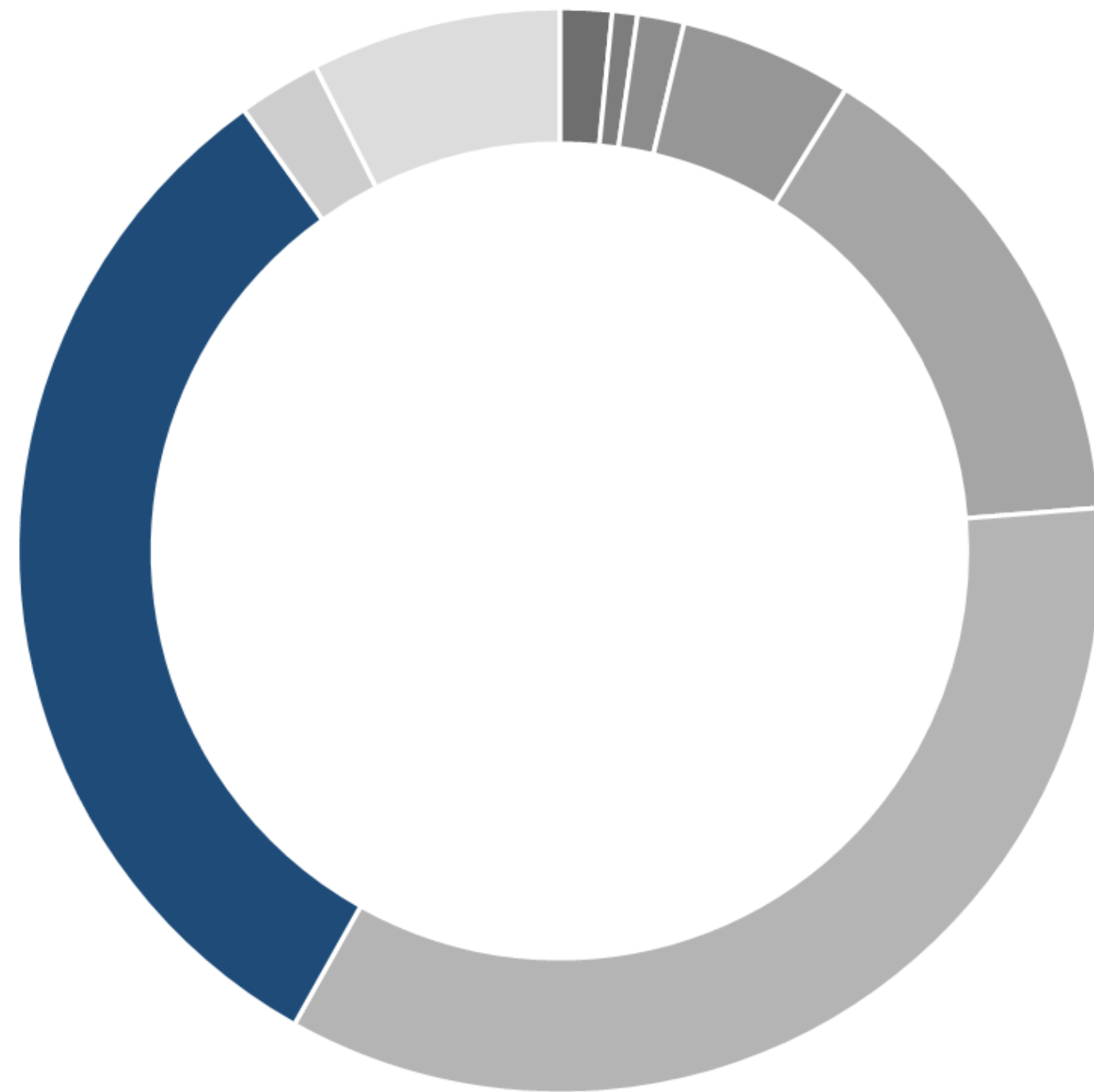


■ 2017-18 ■ 2018-19 ■ 2019-20 ■ 2020-21 ■ 2021-22 ■ 2022-23 ■ 2023-24 ■ 2024-25 ■ 2025-26

2022-2023	Totals
Intermediate Renovations	1,052,106.92
Kindergarten Parking Lot	74,401.00
Elementary & Secondary Lifeskills Renovation	126,708.70
Pressbox	275,790.00
2012 Ford Starcraft Bus	69,500.00
Rhino TS12	16,480.16
Commercial Range (CTE)	7,650.00
Two Gas Stoves (CTE)	14,300.00
Calf Simulator (CTE)	5,449.00
Scoreboard (Baseball)	35,502.66
Elementary Cafetorium Heater	15,200.00
HVAC	149,540.00
Athletic Mower	8,000.00
Safety Fencing Monitor Cast Access Controls	42,075.00
Plasma Cutter (JET Grant) (CTE)	43,203.00
Classic 300 MP Kubota D1503	25,881.00
Welding Booths (JET Grant) (CTE)	164,978.47
Fab Dust Collection System (JET Grant) (CTE)	111,474.00
P90 Ironworker (JET Grant) (CTE)	49,254.00
Koike Beetle (JET Grant) (CTE)	7,418.95
Dual Miter Metal Cutting Saw (JET Grant) (CTE)	3,015.00
Welding Machines (JET Grant) (CTE)	45,277.00
RHS, RJH, RES Safety Fencing	754,385.05
	3,098,039.91



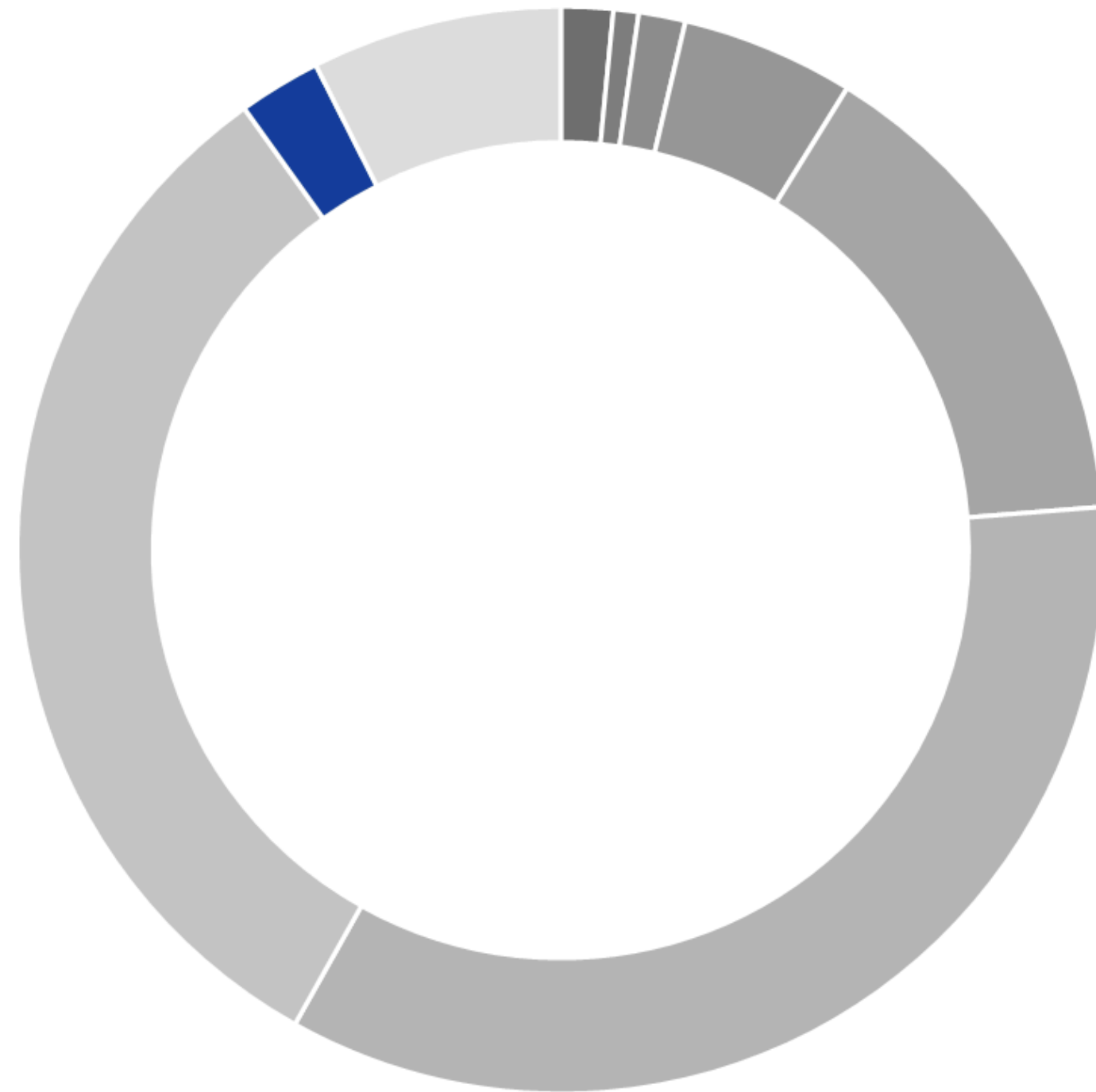
COMPLETED PROJECTS OUTSIDE OF BOND DOLLARS (2023-24)



■ 2017-18 ■ 2018-19 ■ 2019-20 ■ 2020-21 ■ 2021-22 ■ 2022-23 ■ 2023-24 ■ 2024-25 ■ 2025-26

2023-2024	Totals
Euphonium	6,750.00
Athletic Washers	32,438.70
Security Radio	7,837.71
Stadium Sound Sytem	27,740.00
Ice Maker	9,400.00
HVAC	1,350,445.09
Elementary Cafetorium Lighting (Theatre)	117,811.51
Elementary Firealarms	32,332.63
RIS Safety Fencing	399,899.01
T/M Dryer (JET Grant) (CTE)	12,149.00
Junior High Roof	68,695.00
High School Roof	265,105.00
Intermediate Roof	152,245.26
Band Parking Lot	110,065.00
Seal Coat Parking Lots	71,285.00
Intermediate Lifeskills Renovations (SPED)	76,290.00
8th Grade Bathroom Remodel	137,165.00
	2,877,653.91

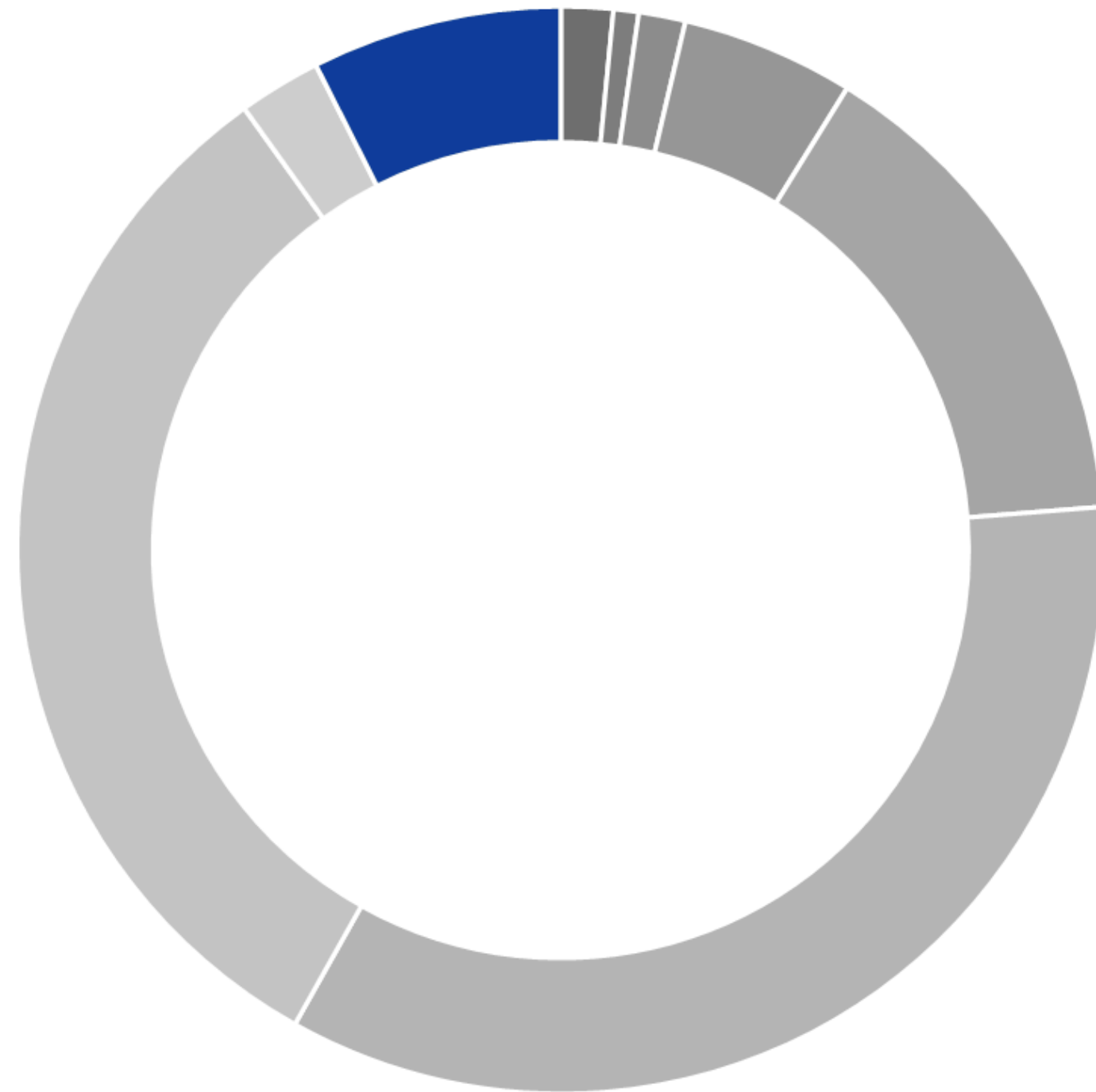
COMPLETED PROJECTS OUTSIDE OF BOND DOLLARS (2024-25)



■ 2017-18 ■ 2018-19 ■ 2019-20 ■ 2020-21 ■ 2021-22 ■ 2022-23 ■ 2023-24 ■ 2024-25 ■ 2025-26

2024-25	Totals
Side by Side	14,853.51
Elementary Restroom Partitions	32,450.00
Jetter Machine	11,743.41
Ceiling Grid Lighting	69,600.78
RIS Cafeteria Freezer	11,957.73
Elementary Cafeteria Freezer	10,896.00
Fieldhouse HVAC	22,400.00
Bus Lot Parking	8,000.00
Flagpole	14,194.50
Police Vehicle	46,982.99
	243,078.92

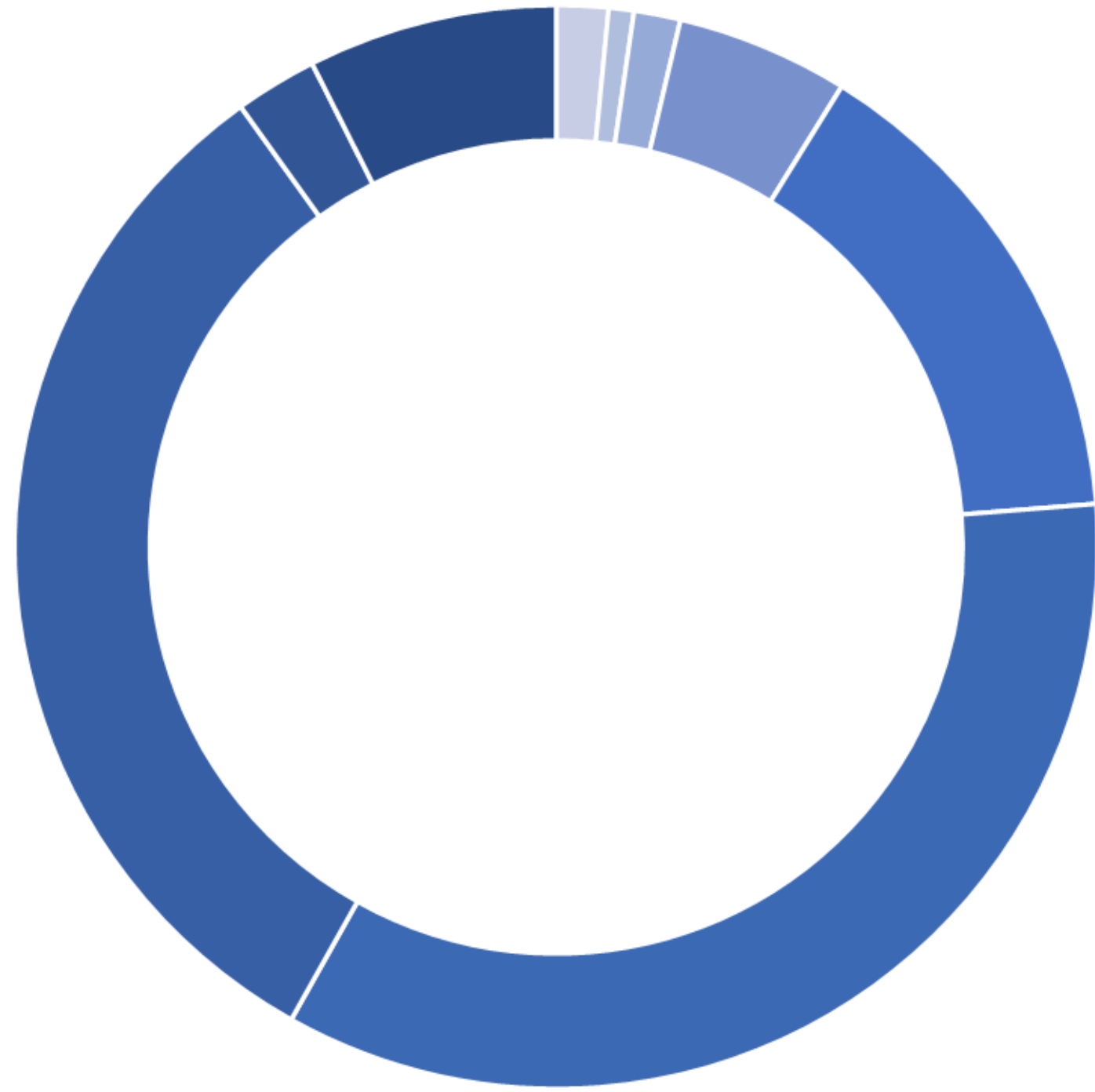
COMPLETED PROJECTS OUTSIDE OF BOND DOLLARS (2025-26)



■ 2017-18 ■ 2018-19 ■ 2019-20 ■ 2020-21 ■ 2021-22 ■ 2022-23 ■ 2023-24 ■ 2024-25 ■ 2025-26

2025-26	Totals
Land	151,324.74
Tennis Courts	19,139.00
Intermediate Gym Floors	15,000.00
Athletic Training Room/Classroom	24,846.00
Playground Equipment	499,964.03
	710,273.77

COMPLETED PROJECTS OUTSIDE OF BOND DOLLARS (Since 2017 Bond)



■ 2017-18 ■ 2018-19 ■ 2019-20 ■ 2020-21 ■ 2021-22 ■ 2022-23 ■ 2023-24 ■ 2024-25 ■ 2025-26

YEAR	TOTAL
2017-18	\$138,947.65
2018-19	\$67,545.00
2019-20	\$125,063.88
2020-21	\$463,460.99
2021-22	\$1,341,283.10
2022-23	\$3,098,039.91
2023-24	\$2,877,653.91
2024-25	\$243,078.92
2025-26	\$710,273.77
TOTAL	\$9,065,347.13

**TOTAL SINCE LAST BOND IN 2017
(NOT USING BOND MONEY)**

BOND PLANNING & PROPOSED PROJECTS



BOND PLANNING PROCESS

1



Fall 2025 Facilities Advisory Committee

Made up of parents, community members, admin, and staff

3




A recommendation was made to the Board of Trustees on January 22, 2026

2



Committee reviewed community survey feedback to confirm priorities and guide facility planning decisions

4



Board of Trustees called a bond in the amount of \$13,900,000 on February 12, 2026

WHAT'S PROPOSED



Proposition A \$9.9 Million

Districtwide Improvements

- Safety and security upgrades
 - Elementary security vestibule
 - Junior high security vestibule
 - New gym entrance
- Fine arts instructional upgrades*
 - High school/junior high band hall expansion + renovation
- High school gym renovations*
 - Gym foyer renovations
 - Locker room renovations

**To be used primarily by district students for district instruction and curricular programs.*



Proposition B \$4 Million

District Stadium Complex Renovations

- New track
- Turf field
- Site improvements (drainage, fencing)

TOTAL PROPOSAL \$13.9 Million


BOND PROJECT PRIORITIES



**Update
Instructional Spaces**



**Improve
Safety & Security**



**Upgrade
Aging Facilities**

EXISTING BAND HALL



The band hall serves both the high school and junior high bands.

EXISTING BAND HALL



The band hall serves both the high school and junior high bands.

EXISTING BAND HALL



The band hall serves both the high school and junior high bands.



EXISTING HIGH SCHOOL LOCKER ROOM



EXISTING HIGH SCHOOL LOCKER ROOM



EXISTING HIGH SCHOOL LOCKER ROOM



EXISTING TRACK



The track has approximately 750 linear feet of cracks. The two outside lanes are unusable.

EXISTING TRACK



The track has approximately 750 linear feet of cracks. The two outside lanes are unusable.

CONCEPTUAL RENDERINGS



PROP A CONCEPTUAL RENDERING



PROP A CONCEPTUAL RENDERING



PROP A CONCEPTUAL RENDERING



PROP A CONCEPTUAL RENDERING



PROP A CONCEPTUAL RENDERING




Graphics are conceptual only and subject to change; final designs may vary.

PROP A CONCEPTUAL RENDERING



Graphics are conceptual only and subject to change; final designs may vary.

PROP A CONCEPTUAL RENDERING




Graphics are conceptual only and subject to change; final designs may vary.

PROP A CONCEPTUAL RENDERING



Graphics are conceptual only and subject to change; final designs may vary.

PROP B CONCEPTUAL RENDERING



OTHER IMPORTANT FACTS



SCHOOL FINANCE - LOCAL TAX DOLLARS



Maintenance & Operations Tax Rate
\$0.7552



DAILY DISTRICT OPERATIONS



Interest & Sinking Tax Rate
\$0.1631

BOND PROJECTS DEBT

Compensation,
Student Supplies,
Utilities,
Maintenance,
Custodial



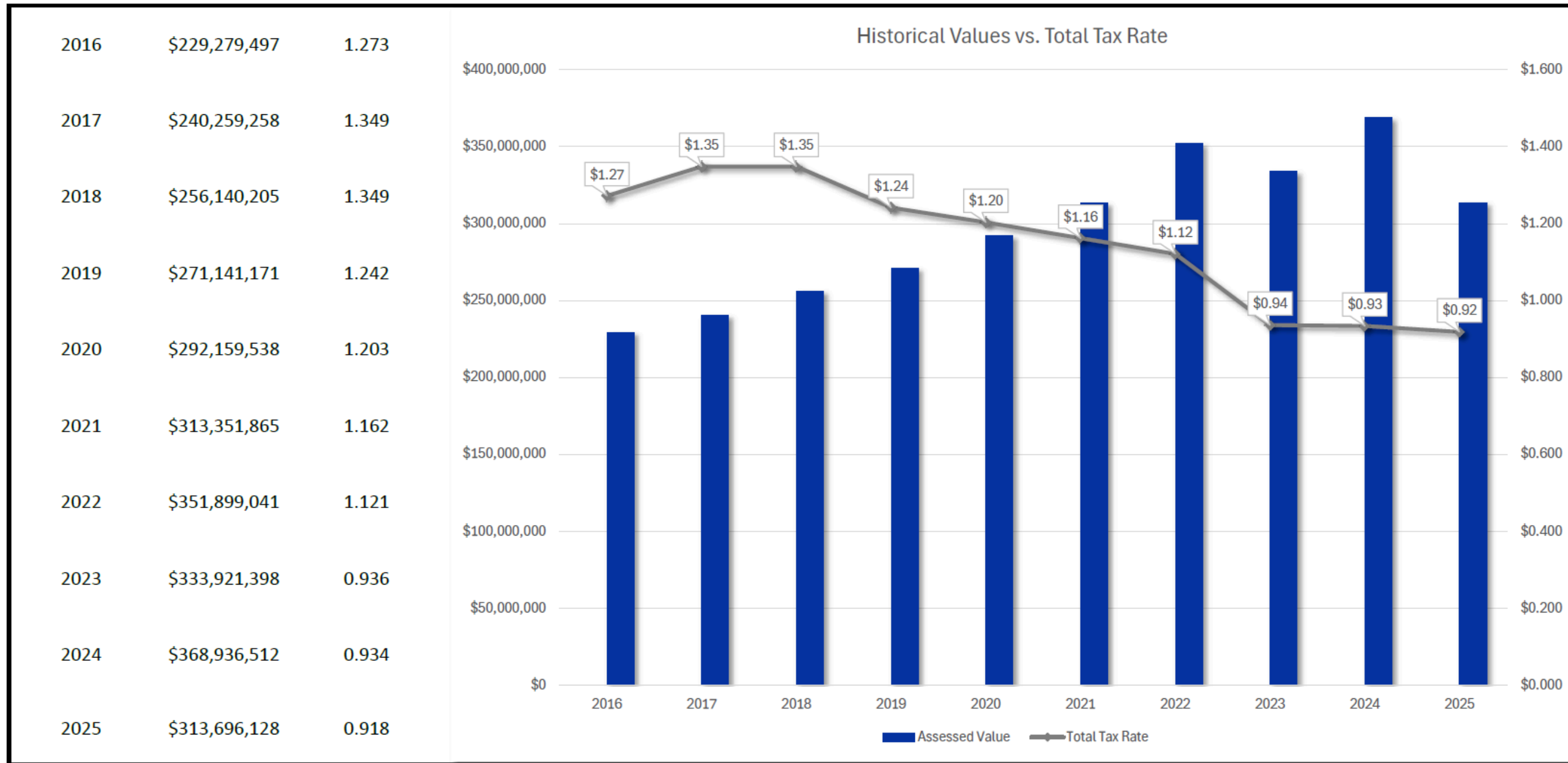
Facilities
Construction,
Renovations,
Land,
Technology Equipment



BOND 2026

HISTORICAL VALUES VS. TOTAL TAX RATE

Redwater ISD



ESTIMATED TAX IMPACT TO HOMEOWNER

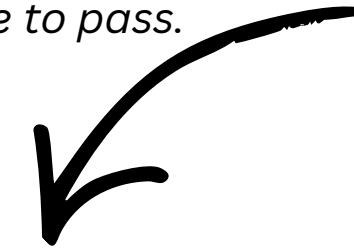
This chart estimates the maximum projected monthly tax impact on the appraised market value of a homestead only, including the state mandated homestead exemption of \$140,000.

Appraised Home Market Value	State Mandated Homestead Exemption	Taxable Value	Projected I&S Tax Rate Increase*	Projected Monthly Increase
\$100,000	-\$140,000	\$0	\$0.2606	\$0.00
\$200,000	-\$140,000	\$60,000	\$0.2606	\$13.03
**\$230,945	-\$140,000	\$90,945	\$0.2606	\$19.75
\$300,000	-\$140,000	\$160,000	\$0.2606	\$34.74
\$400,000	-\$140,000	\$260,000	\$0.2606	\$56.46

*Shown tax rate increase is the value with both props passing. If only Prop A passes, the projected tax impact is \$0.1630; if only Prop B passes, the projected tax impact is \$0.0659; if both Prop A & B pass, the projected tax impact is \$0.2289.

**Average homestead taxable value in Redwater ISD \$230,945. Visit redwaterisdbond.org to access a personal tax calculator and enter your appraised home value to calculate your estimated maximum tax increase.

Visit www.redwaterisdbond.org for a personal tax calculator to calculate the projected monthly tax impact if both bond propositions were to pass.



TAX CALCULATOR

Enter your appraised home value to determine your projected monthly impact if both bond propositions pass. Click below to see where to locate your total appraised value on "Example Tax Appraisal Notice".

[EXAMPLE TAX APPRAISAL NOTICE](#)



Where to find your appraised value on your tax notice

Home Value**

Do you have a 65 and Over Homestead Exemption?*

- Yes
- No

Is this property your primary place of residence, thereby qualifying for the state-mandated homestead exemption?*

- Yes
- No

[Calculate](#)

Monthly tax increase



BOWIE COUNTY CENTRAL APPRAISAL DISTRICT EXAMPLE TAX APPRAISAL NOTICE

Enter Total Appraised Value for the current tax year in the online tax calculator to see estimated Redwater ISD monthly tax impact.

Tax Year	Land Value Market	Land Value Productivity	Improvement Value	Personal Property Value	Total Appraised Value	Limited Appraised Value
2025	18,000	0	164,086	0	182,026	181,925
2026	18,000	0	168,384	0	186,384	

Taxing Units	Last Year Exemptions	This Year Exemptions	Exemption Difference	Last Year Taxable Value	This Year Taxable Value
BOWIE COUNTY	36,385	37,277	892	145,540	149,107
REDWATER CITY	36,385	37,277	892	145,540	149,107
REDWATER ISD	100,000	140,000	40,000	82,026	46,384
TEXARKANA COLLEGE				181,925	186,384
BOWIE EMERG DIST #1	36,385	37,277	832	145,540	147,107

WHAT ABOUT 65 & OLDER RESIDENTS?

AGE **65** & OLDER
\$0 TAX
IMPACT
OVER FROZEN DOLLAR AMOUNT

This tax rate increase will not impact senior citizens on their homesteads who have a 65 or over exemption on file with the tax office. (Significant improvements to a homestead can increase the taxes.)

*NOTE: RISD does not set your home value;
Bowie County Central Appraisal District sets home values.*

***The year you turn 65, contact the Bowie Central Appraisal District to see if they need you to refile.**

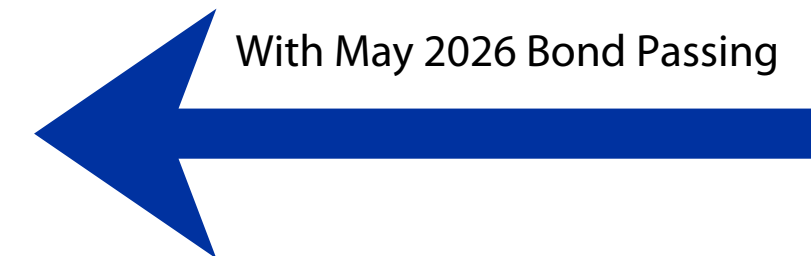
Bowie Central Appraisal District
122A Plaza West
Texarkana, TX
903.793.8936
<https://bowieappraisal.com>

HOW DOES REDWATER ISD TAX RATE COMPARE TO OTHER AREA DISTRICTS?

AREA ISD TAX RATE COMPARISON				
District Name	M&O	I&S	Total Tax Rate	Most Recent Bond
Texarkana ISD	\$0.7552	\$0.4538	\$1.2090	2022
Hooks ISD	\$0.7575	\$0.4300	\$1.1875	2021
Red Lick ISD	\$0.6669	\$0.4233	\$1.0902	2005
Pleasant Grove ISD	\$0.7020	\$0.3650	\$1.0670	2022
Maud ISD	\$0.7575	\$0.2603	\$1.0178	2023
New Boston ISD	\$0.7611	\$0.2515	\$1.0126	2023
Liberty-Eylau ISD	\$0.7552	\$0.1776	\$0.9328	2016
Redwater ISD	\$0.7552	\$0.1631	\$0.9183	2017
Queen City ISD	\$0.8099	\$0.0437	\$0.8536	2007

REDWATER ISD TAX RATE COMPARED TO OTHER AREA DISTRICTS (WITH BOND PASSAGE)

AREA ISD TAX RATE COMPARISON				
District Name	M&O	I&S	Total Tax Rate	Most Recent Bond
Texarkana ISD	\$0.7552	\$0.4538	\$1.2090	2022
Hooks ISD	\$0.7575	\$0.4300	\$1.1875	2021
Redwater ISD	\$0.7552	\$0.4237	\$1.1789	2026
Red Lick ISD	\$0.6669	\$0.4233	\$1.0902	2005
Pleasant Grove ISD	\$0.7020	\$0.3650	\$1.0670	2022
Maud ISD	\$0.7575	\$0.2603	\$1.0178	2023
New Boston ISD	\$0.7611	\$0.2515	\$1.0126	2023
Liberty-Eylau ISD	\$0.7552	\$0.1776	\$0.9328	2016
Queen City ISD	\$0.8099	\$0.0437	\$0.8536	2007




WHAT IS THE PROJECTED TAX IMPACT ON AGRICULTURAL PROPERTY?

REDWATER ISD				
ANNUAL ESTIMATED AGRICULTURE TAX IMPACT				
Number of Acres Average Value per Acre	Transition to Timber \$150.00	Native Pasture \$93.00	Improved Pasture \$150.00	Timber at Productivity \$163.50
10	\$3.91	\$2.42	\$3.91	\$4.26
50	\$19.54	\$12.12	\$19.54	\$21.30
100	\$39.09	\$24.23	\$39.09	\$42.60
250	\$97.72	\$60.58	\$97.72	\$106.51
640	\$250.16	\$155.10	\$250.16	\$272.67

WHAT IS THE PROJECTED TAX IMPACT ON AGRICULTURAL PROPERTY?

REDWATER ISD				
ANNUAL ESTIMATED AGRICULTURE TAX IMPACT - TIMBER CLASS				
Number of Acres Average Value per Acre	Pine II \$240.00	Hardwood II \$82.00	Mixed II \$151.00	Pine IV \$181.00
10	\$6.25	\$2.14	\$3.93	\$4.72
50	\$31.27	\$10.68	\$19.67	\$23.58
100	\$62.54	\$21.37	\$39.35	\$47.16
250	\$156.35	\$53.42	\$98.37	\$117.91
640	\$400.25	\$136.75	\$251.82	\$301.85

BALLOT LANGUAGE & VOTING



WHAT WILL THE BALLOT SAY?

PROPOSITION A

\$9,900,000

“THIS IS A PROPERTY TAX INCREASE. The issuance of not to exceed \$9,900,000 of bonds by the Redwater Independent School District for the design, construction, rehabilitation, renovation, expansion, improvement, acquisition, and equipment of school facilities and the necessary sites for school facilities with **priority given to safety and security upgrades at the elementary, junior high and high schools, including renovations to the junior high and high school fine arts instructional spaces and gymnasium entrances, foyer and locker rooms** (to be used for multiple school curricular programs and boys/girls U.I.L. sports and band programs), and the levying of a tax sufficient to pay the principal of and interest on the bonds and the cost of any credit agreements executed in connection with the bonds.”

PROPOSITION B

\$4,000,000

“THIS IS A PROPERTY TAX INCREASE. The issuance of not to exceed \$4,000,000 of bonds by the Redwater Independent School District for the design, construction, rehabilitation, renovation, expansion, improvement, acquisition, and equipment of school facilities and the necessary sites for school facilities with **priority given to renovations to the District athletic complex, including new track, field turf, and fencing**, and the levying of a tax sufficient to pay the principal of and interest on the bonds and the cost of any credit agreements executed in connection with the bonds.”



VOTING INFORMATION



Deadline to Register to Vote

Make Sure You're Registered to Vote

Check your voter status at: <https://votetexas.gov>

SUN	MON	TUE	WED	THUR	FRI	SAT
APRIL 19	APRIL 20 Early Voting 8 AM - 5 PM	APRIL 21 Closed (San Jacinto Day)	APRIL 22 Early Voting 8 AM - 5 PM	APRIL 23 Early Voting 8 AM - 5 PM	APRIL 24 Early Voting 8 AM - 5 PM	APRIL 25 Early Voting 8 AM - 5 PM
APRIL 26 Closed	APRIL 27 Early Voting 8 AM - 5 PM	APRIL 28 Early Voting 8 AM - 5 PM	APRIL 29	APRIL 30	MAY 1	MAY 2 Election Day 7 AM - 7 PM





EARLY VOTING LOCATIONS & TIMES

Vote Center Location	Room/Building	Address
Bowie County Courthouse	Election Workroom	710 James Bowie Dr. New Boston, TX
Southwest Center	Activity Room	3222 W. 7th St, Texarkana, TX
Cross Pointe Baptist Church	Gym	3130 University Ave, Texarkana, TX

Date	Day	Time
April 20, 2026	Monday	8am – 5pm
April 21, 2026	Tuesday	Closed (State Holiday)
April 22, 2026	Wednesday	8am – 5pm
April 23, 2026	Thursday	8am – 5pm
April 24, 2026	Friday	8am – 5pm
April 25, 2026	Saturday	8am – 5pm
April 26, 2026	Sunday	Closed
April 27, 2026	Monday	8am – 5pm
April 28, 2026	Tuesday	8am – 5pm





ELECTION DAY VOTING LOCATIONS & TIMES

Election Day Polling Locations are open 7 am - 7 pm on May 2, 2026.

Vote Center Location	Room/Building	Address
Oak St. Baptist Church	Family Life Center	401 Waterall Street, Texarkana, TX
Wake Village City Hall	Council Chambers	624 Burma Rd. Wake Village, TX
Texarkana College	Levi Hall	2500 N. Robison Road, Texarkana, TX
Sullivan Performing Arts Center	Foyer	3941 Summerhill Road, Texarkana, TX
Nash 1 st Baptist Church	RM 117A	500 E. New Boston Road, Nash, TX
Hooks High School	Practice Gym	401 E. Avenue A, Hooks, TX
1 st Baptist Church Red Springs	Family Life Center	1101 FM 991 Texarkana, TX
Redwater 1 st Baptist Church	Family Life Center	105 Redwater Blvd E, Redwater, TX
Southwest Center	ABC Room	3222 W. 7 th Street, Texarkana, TX

Questions

Thank You

FOR MORE INFORMATION:



DR. KELLY BURNS
KBURNS@REDWATERISD.ORG



903.671.3481



www.redwaterisdbond.org

Redwater
INDEPENDENT SCHOOL DISTRICT

BOND  **2026**